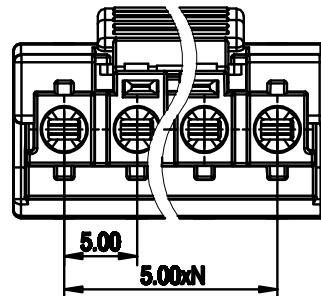
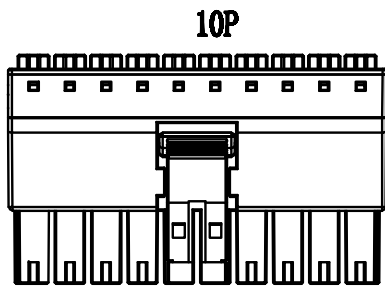
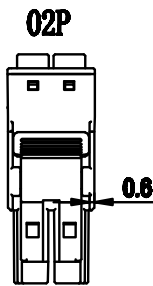


公差表/General tolerances(mm)											0.1/10 ±2'		
0 ~ 3	>3 ~ 6	>6 ~ 10	>10 ~ 18	>18 ~ 30	>30 ~ 50	>50 ~ 80	>80 ~ 120	>120 ~ 180	>180 ~ 250	>250 ~ 315		>315 ~ 400	>400 ~ 500
±0.12	±0.18	±0.22	±0.26	±0.31	±0.37	±0.57	±0.80	±0.93	±1.05	±1.15	±1.60	±2.20	±2.50
UL 标准/UL Standard:											B	C	D
额定电压/电流/Rated Voltage(V)/Current(A)											300/20	/	300/10
UL 标准/UL Standard:											F(III/3)	/	/
额定电压/电流/Rated Voltage(V)/Current(A)											500/20	/	/
额定脉冲电压(KV)/Rate Impulse Voltage(KV)											4	/	/
IEC 标准/IEC Standard:													
过压类别/Ovenvoltage Category/ 污染等级/Pollution Degree											III/3	/	/
额定电压/电流/Rated Voltage(V)/Current(A)											500/20	/	/
额定脉冲电压(KV)/Rate Impulse Voltage(KV)											4	/	/
线径范围(硬线和软线)/Wire Range(rigid and flexible)(AWG/mm ²)											20~12 / 0.5~2.5		
间距/Pitch(mm)/ 线数范围/Poles											5.00/N=02/04/08/10P		
剥线长度/Stripping length(mm)											10~11		
使用温度范围/Operating temperature(°C)											-40~+105		
符合RoHS环保要求/Conform to RoHS											Yes		

Number or designation of this document as well as the identification or nomenclature of the products are protected under patent laws in various countries. All rights reserved for patent, utility model or design applications. 本图及图号、产品名称、规格、型号、尺寸、公差、材料、表面处理、工艺等均受专利法保护。保留所有权利。



Notes: The A&Z(H) in the name means:A(H) and Z(H)

ITEM	NAME OF PART	MATERIAL	NOTES
6	Spring	Stainless Steel	/
5	Clamp	Copper alloy	Sn Plated
4	Bulkin	PA66+GF	UL94V-0
3	Loker	PA66+GF	UL94V-0
2	Cover	PA66	UL94V-0
1	Housing	PA66	UL94V-0

04/08/10P Product all use 02P loker, the other poles are arranged symmetrically on both sides of loker

00	REV	/	图号	2022.09.14	物料号	2022.09.14	DRAWING NO.	TYPE	DRAWING STATUS	SCALE	SHEET
REV	ECN	DESCRIPTION	DRFT	DATE	物料号	物料号	200109903	CUSTOMER DRAWING	已发行	1:1	1/1

MATERIAL: / SURFACE/COLOR: /
 REV NO./REV: / / 00 REV STATUS: /
 APFD: 查文凡 2022.09.14 NAME
 CHD: / /
9EDGKD-HC-5.0-XXP-1Y-00AZ(H)
 200109903 TYPE CUSTOMER DRAWING DRAWING STATUS 已发行 SCALE 1:1 SHEET 1/1