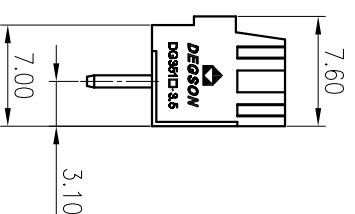
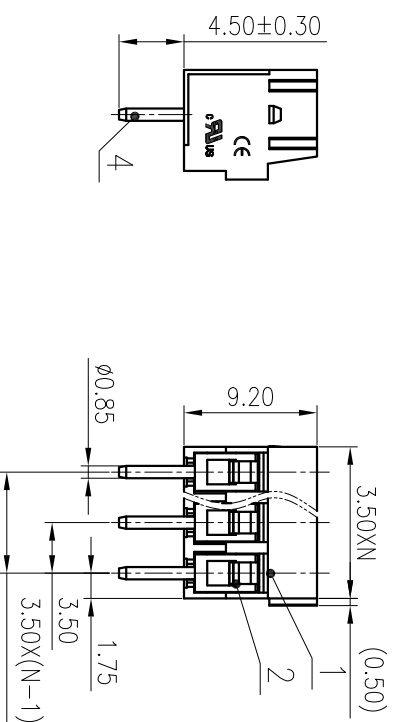
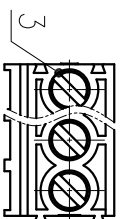


尺寸公差/General tolerances(mm)		公差带/Tolerance zone	
0	>3	>10	>30
~	>6	>18	>50
~	>10	>30	>80
3	6	18	30
~	10	30	50
~	18	50	80
~	30	80	120
~	50	120	180
~	80	180	250
~	120	250	315
~	180	315	400
~	250	315	400
~	315	400	500
~	400	500	~
~	500	~	~
~	>500	~	~
±0.1/0	±0.1/0	±0.1/0	±0.1/0
±0.12	±0.18	±0.22	±0.26
±0.31	±0.37	±0.57	±0.80
±0.93	±1.05	±1.15	±1.60
±2.20	±2.50	±2.50	±2.50
±Z	±Z	±Z	±Z



ITEM	NAME OF PART	MATERIAL	NOTES
4	Pin header	Copper alloy	Sn plated
3	Screw	Steel	M3/Zn plated
2	Spring	Stainless steel	
1	Housing	PA66	UL94V-0

UL 标准/UL Standard:

额定电压/电流/Rated Voltage(V)/Current(A)

EC 标准/IEC Standard:

过压类别/Overvoltage Category/污染等级/Pollution Degree

额定电压/电流/Rated Voltage(V)/Current(A)

额定脉冲电压(KV)/Rate Impulse Voltage(KV)

螺丝扭矩/Torque Tightening(N·m/Lb.in)

线径范围(硬线和软线)/Wire Range(rigid and flexible)(mm²/AWG)

间距/Pitch(mm)/线数范围/Poles

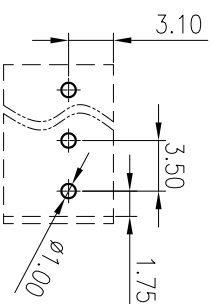
剥线长度/Stripping length(mm)

使用温度范围/Operating temperature(°C)

符合RoHS环保要求/Conform to RoHS

UL 标准/UL Standard:	额定电压/电流/Rated Voltage(V)/Current(A)	EC 标准/IEC Standard:	过压类别/Overvoltage Category/污染等级/Pollution Degree	额定电压/电流/Rated Voltage(V)/Current(A)	额定脉冲电压(KV)/Rate Impulse Voltage(KV)	螺丝扭矩/Torque Tightening(N·m/Lb.in)	线径范围(硬线和软线)/Wire Range(rigid and flexible)(mm ² /AWG)	间距/Pitch(mm)/线数范围/Poles	剥线长度/Stripping length(mm)	使用温度范围/Operating temperature(°C)	符合RoHS环保要求/Conform to RoHS
B	300/10	/	III/3	160/17.5	2.5	M2, 0.2/1.77	0.2~1.5/26~16	3.5/N=02~24P	5	-40~+105	Yes
C	300/10	/	III/2	200/17.5	2.5						
D	300/10	/	II/2	400/17.5	2.5						

PCB LAYOUT



REV	ECN	DESCRIPTION	DRFT	DATE
1				
2				
3				
4				

MATERIAL:	SURFACE: /
MAT NO.:	/
STATUS:	/
APPD: LanChH 2020.05.26	NAME: 宁波高松电子有限公司
CHKD: YuJZ 2020.05.26	NINGBO DEGSON ELECTRICAL CO., LTD
DRFT: CZ 2018.05.03	DRAWING NO.: DG351V-3.5-C01
	TYPE: CUSTOMER DRAWING
	SCALE: 2:1
	REV T2
	1/1